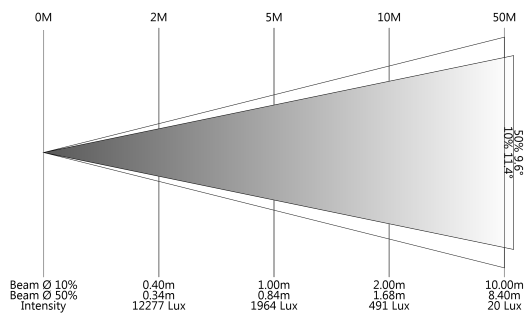


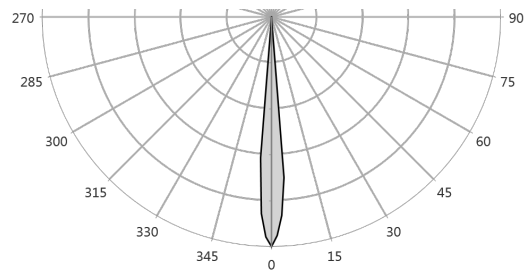
**Manufacturer** SGM  
**Luminaire** G-profile min Blue peak  
**Measurement Date** 19-05-2017  
**Power Consumption** 392 W  
**Light Output** 1 081 lm  
**Field Angle** 11.4 deg  
**Beam Angle** 9.6 deg



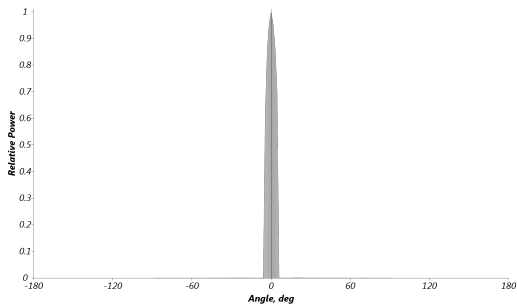
Lux Diagram



Polar Distribution



Beam Profile



Spectral Distribution

